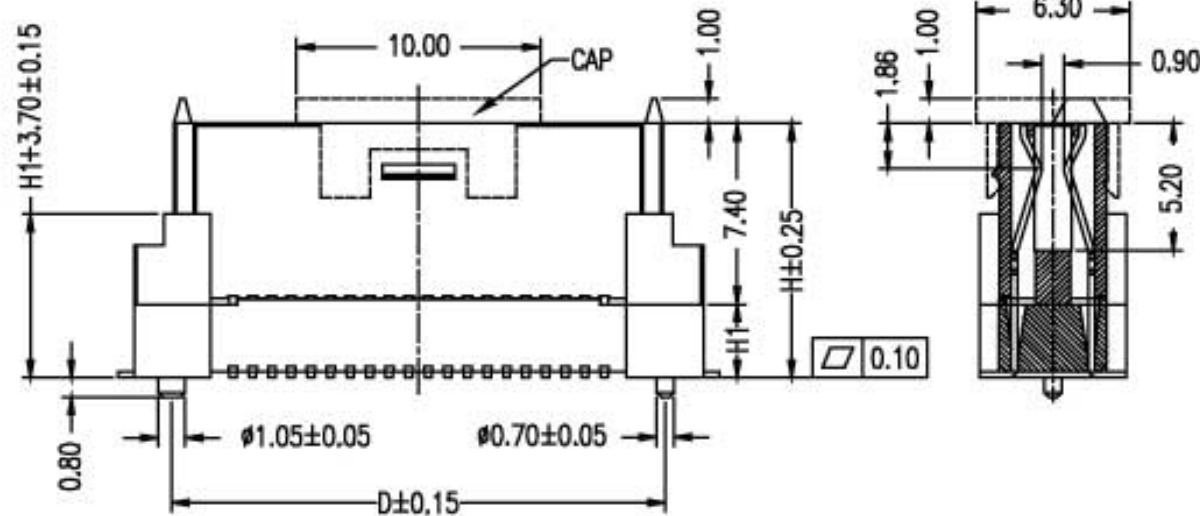
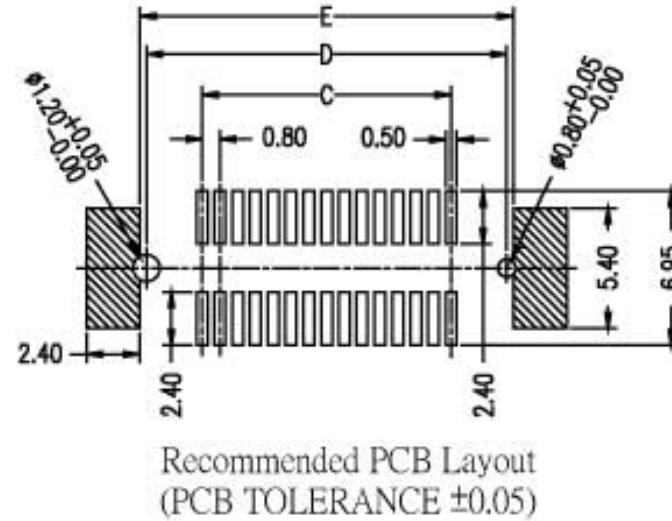
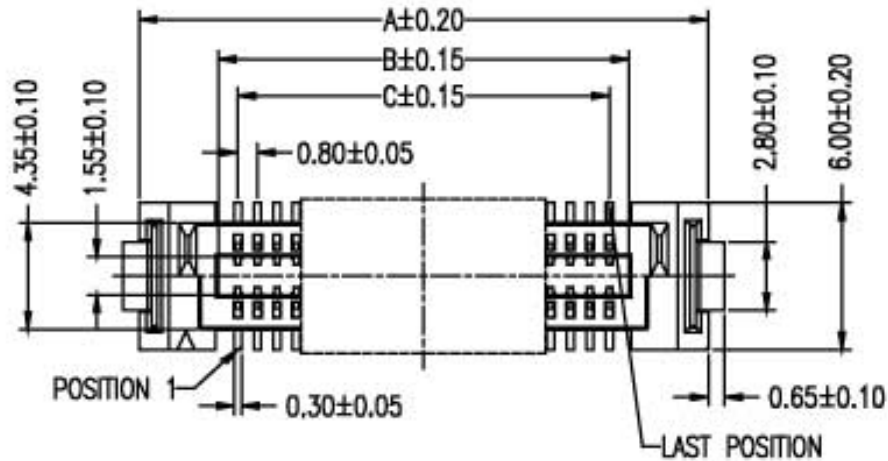


# Board To Board Female 0.8mm H=7.4/10.4/11.4/12.4/13.4mm



Dim. H	Dim. H1
7.40	---
10.40	3.00
11.40	4.00
12.40	5.00
13.40	6.00

No. of Contacts	Dim. A	Dim. B	Dim. C	Dim. D	Dim. E
20	15.30	8.80	7.20	12.20	12.80
30	19.30	12.80	11.20	16.20	16.80
40	23.30	16.80	15.20	20.20	20.80
60	31.30	24.80	23.20	28.20	28.80
80	39.30	32.80	31.20	36.20	36.80
100	47.30	40.80	39.20	44.20	44.80
120	55.30	48.80	47.20	52.20	52.80
160	71.30	64.80	63.20	68.20	68.80